

Nifty Snapshot

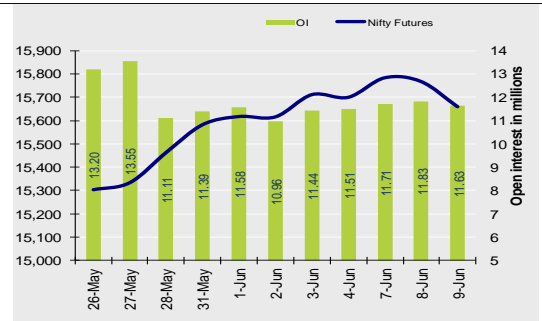
	Close	Prv Cl.	Ab chg	% chg
Spot	15,635.3	15,740.1	-104.75	-0.67
Futures	15,660.2	15,768.6	-108.35	-0.69
OI (ml shr)	11.63	11.83	-0.20	-1.68
Vol (lots)	145643	74715	70928	94.9
COC	24.90	28.50	-3.60	-12.6
PCR-OI	1.12	1.30	-0.18	-13.6

Market Summary:

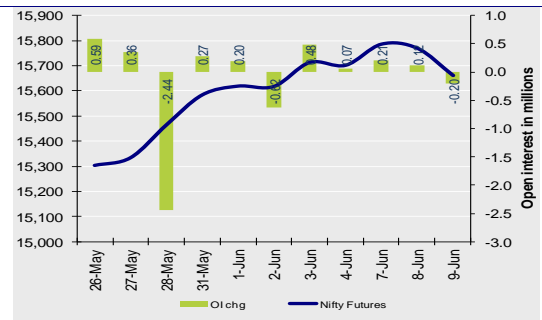
- Indian markets closed on a negative note where selling was mainly seen in Cement, Automobile, Banking sectors. Nifty June Future closed at 15660.2 (down 108.35 points) at a premium of 24.90 pts to spot.
- FII's were net sellers in Cash to the tune of 846 Cr and were net buyers in index futures to the tune of 536.55 Cr.
- India VIX decreased by 3.10% to close at 14.75 touching an intraday high of 15.74.

Open Interest in Nifty Options:

Nifty Futures Price v/s OI



Nifty Futures Price v/s Change in OI

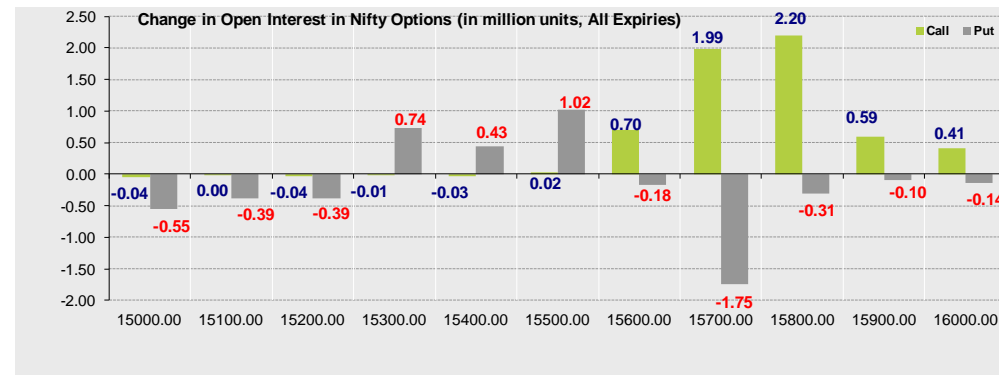
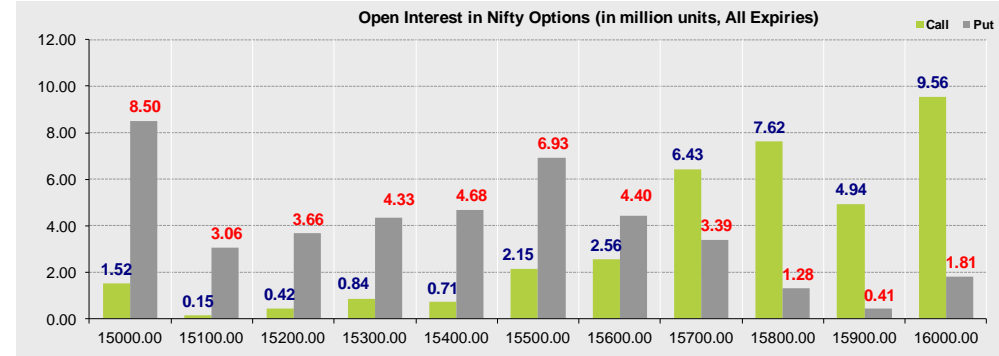


Institutional Activity in previous trading session

(in Rs cr.)	Buy	Sell	Net
Index Futures	4868.60	4332.05	536.55
Index Options	639065.54	646887.03	-7821.49
Stock Futures	17080.24	17149.84	-69.60
Stock Options	23888.48	24229.10	-340.62
FII Cash	7,088.53	7,934.90	-846.37
DII Cash	5,895.55	6,167.25	-271.70

Net FII Activity (in Rs cr.)

Date	Idx Fut	Stk Fut	Idx Opt	Cash
9-Jun	536.6	-69.6	-7821.5	-846
8-Jun	-67.4	-523.9	857.9	1423
7-Jun	515.0	-753.9	2563.8	-186
4-Jun	-613.6	-616.5	2791.8	1499
3-Jun	559.8	-854.2	-3008.5	1079
2-Jun	-1107.2	65.0	-546.6	921



- The above second chart shows previous trading day's change in Nifty options where Addition in OI were seen in 15500, 15400, 15300 strike Puts and at 15700, 15800, 15900, 16000 strike Calls indicating market is likely to remain range bound during the day.

- Highest OI build-up is seen at 16000 strike Call and 15000 strike Put, to the tune of 9.56mn and 8.50mn respectively.

Outlook on Nifty:

- Index is likely to open on a flattish note today and is likely to remain range bound during the day.

Technical Pivot (Intraday):

	S2	S1	PIVOT	R1	R2
NIFTY	15470	15565	15690	15785	15910
BANKNIFTY	34290	34610	35080	35400	35870

Volume Buzzers (Contract wise)

Symbol	Current Volume	Volume Change	Price Chg	One Month Avg
RECLTD	7940	330%	6.1%	1427
PETRONET	10750	307%	-7.9%	1470
PFC	9026	302%	3.7%	2279
GAIL	9789	293%	-2.9%	2628
CUMMINSIND	5719	242%	0.9%	2045
IDFCFIRSTB	9881	229%	0.6%	4932
TORNTPHAR	2126	213%	-1.1%	1552
POWERGRID	9461	194%	3.3%	2686
BHEL	12519	191%	-1.4%	5937
TATAPOWER	46501	170%	6.8%	7329

Stock Ideas

- INFY & RELIANCE calls of strike 1400 & 2300 respectively were amongst the most active Calls whereas SBIN & RELIANCE puts of strike 420 & 2200 respectively were amongst most active Puts.
- TORNTPOWER & COFORGE are likely to show good strength whereas PETRONET & MPHASIS are likely to show weakness in today's trading session.

(Price is in Rs; OI is in million units; Price chg and OI chg are in percentage) **NB RESEARCH**

Fresh Longs seen in:

Scrip	Price	Price chg	OI	OI Chg
TORNTPOWER	472.1	1.5	4.4	60.6
RECLTD	164.7	6.1	18.4	18.2
AARTIIND	1780.4	0.9	1.3	12.9

Fresh Shorts seen in:

Scrip	Price	Price chg	OI	OI Chg
PETRONET	229.1	-7.9	29.8	42.9
PFIZER	5409.2	-0.9	0.3	14.3
VOLTAS	1051.1	-2.4	2.7	12.8

Short Covering seen in:

Scrip	Price	Price chg	OI	OI Chg
COFORGE	3856.5	0.7	0.7	-14.9
IBULHSGFIN	263.5	4.6	27.1	-13.3
NAUKRI	4670.3	0.1	1.4	-9.4

Long Unwinding seen in:

Scrip	Price	Price chg	OI	OI Chg
MPHASIS	1910.0	-1.6	0.4	-23.4
NAVINFLUOR	3353.0	-2.1	0.3	-13.7
SRF	6993.3	-0.4	0.3	-12.9

Technical Pivot (Intraday):

Script Name	S2	S1	PIVOT	R1	R2
TORNTPOWER	434	453	480	499	526
PETRONET	216	222	234	241	253
COFORGE	3760	3808	3891	3939	4021
MPHASIS	1857	1883	1930	1956	2002

FROM THE EQUITY DERIVATIVE DESK:

NIRAV HARISH CHHEDA
SENIOR DERIVATIVES AND TECHNICAL ANALYST
E-Mail: nirav.chheda@nirmalbang.com
Tel no: 6273-8199/8000

AMIT BHUPTANI
DERIVATIVES AND TECHNICAL ANALYST
E-Mail: amit.bhuptani@nirmalbang.com
Tel no: 6273-8242/8000

Disclaimer

Nirmal Bang Securities Private Limited (hereinafter referred to as "NBSPL") is a registered Member of National Stock Exchange of India Limited, Bombay Stock Exchange Limited and MCX stock Exchange Limited. We have been granted certificate of Registration as a Research Analyst with SEBI. Registration no. is INH000001766 for the period 23.09.2015 to 22.09.2020.

NBSPL or its associates including its relatives/analyst do not hold any financial interest/beneficial ownership of more than 1% in the company covered by Analyst (in case any financial interest is held kindly disclose)

NBSPL or its associates/analyst has not received any compensation from the company covered by Analyst during the past twelve months. NBSPL /analyst has not served as an officer, director or employee of company covered by Analyst and has not been engaged in market making activity of the company covered by Analyst.

The views expressed are based solely on information available publicly and believed to be true. Investors are advised to independently evaluate the market conditions/risks involved before making any investment decision.

Stock Name	Call (Buy/Sell)	Entry price	Targets	Stop Loss	Duration	Status
L&TFH FUT	BUY	97.6	106	93	BTST	OPEN
TATASTEEL FUT	SELL	1084.7	1020	1110	1-2 DAYS	OPEN
NIFTY 15800CE	BUY	14	45	1	BTST	OPEN

NIFTY50 Options OI (CE OI = Resistance) (PE OI = Support)

Symbol	Highest CE OI	Highest PE OI	CMP
ADANI PORTS	900	800	854
ASIANPAINT	3000	2800	2939
AXISBANK	750	700	738
BAJAJ-AUTO	4300	4000	4240
BAJAJFINSV	12500	11000	11615
BAJFINANCE	6000	5000	5694
BHARTIARTL	550	530	541
BPCL	500	450	486
BRITANNIA	3600	3400	3576
CIPLA	1000	950	960
COALINDIA	160	150	157
DIVISLAB	4500	4000	4275
DRREDDY	5600	5000	5245
EICHERMOT	2800	2500	2735
GRASIM	1500	1400	1495
HCLTECH	1000	900	974
HDFC	2600	2500	2555
HDFCBANK	1500	1500	1487
HDFCLIFE	700	650	686
HEROMOTOCO	3100	3000	3037
HINDALCO	400	380	384
HINDUNILVR	2400	2300	2350
ICICIBANK	650	650	638
ITC	220	200	208
INDUSINDBK	1040	1000	1008

NIFTY50 Options OI (CE OI = Resistance) (PE OI = Support)

Symbol	Highest CE OI	Highest PE OI	CMP
INFY	1500	1400	1419
IOC	120	115	115
JSWSTEEL	800	650	701
KOTAKBANK	1800	1800	1785
LT	1600	1500	1527
M&M	850	800	807
MARUTI	7500	7000	7252
NESTLEIND	18000	17000	17641
NTPC	120	115	119
ONGC	120	115	125
POWERGRID	250	220	243
RELIANCE	2200	2100	2179
SBILIFE	1000	900	999
SBIN	450	400	423
SHREECEM	30000	27000	28523
SUNPHARMA	700	680	676
TATA CONSUM	720	680	702
TATAMOTORS	360	320	344
TATASTEEL	1200	1000	1081
TCS	3200	3100	3215
TECHM	1060	1040	1057
TITAN	1740	1600	1730
ULTRACEMCO	7000	6200	6736
UPL	860	750	846
WIPRO	550	500	546

DISCLOSURES

Research Reports that are published by Nirmal Bang Securities Private Limited (hereinafter referred to as "NBSPL") are for private circulation only. NBSPL is a registered Research Analyst under SEBI (Research Analyst) Regulations, 2014 having Registration no. INH000001766. NBSPL is also a registered Stock Broker with National Stock Exchange of India Limited, BSE Limited, Metropolitan Stock Exchange of India Limited, Multi Commodity Exchange of India Limited, National Commodity and Derivative Exchange Limited and Indian Commodity Exchange Limited in cash and Equity and Commodities derivatives segments.

NBSPL has other business divisions with independent research teams separated by Chinese walls, and therefore may, at times, have different or contrary views on stocks and markets.

NBSPL or its associates have not been debarred / suspended by SEBI or any other regulatory authority for accessing / dealing in securities Market. NBSPL, its associates or analyst or his relatives do not hold any financial interest (Except Investment) in the subject company. NBSPL or its associates or Analyst do not have any conflict or material conflict of interest at the time of publication of the research report with the subject company. NBSPL or its associates or Analyst or his relatives may or may not hold beneficial ownership of 1% or more in the subject company at the end of the month immediately preceding the date of publication of this research report.

NBSPL or its associates / analyst has not received any compensation / managed or co-managed public offering of securities of the company covered by Analyst during the past twelve months. NBSPL or its associates have not received any compensation or other benefits from the company covered by Analyst or third party in connection with the research report. Analyst has not served as an officer, director or employee of Subject Company. NBSPL / analyst has not been engaged in market making activity of the subject company. Analyst Certification: The research analysts and authors of these reports, hereby certify that the views expressed in this research report accurately reflects my/our personal views about the subject securities, issuers, products, sectors or industries. It is also certified that no part of the compensation of the analyst(s) was, is, or will be directly or indirectly related to the inclusion of specific recommendations or views in this research. The analyst(s) principally responsible for the preparation of this research report and has taken reasonable care to achieve and maintain independence and objectivity in making any recommendations.

DISCLAIMER

This report is for the personal information of the authorized recipient and does not construe to be any investment, legal or taxation advice to you. NBSPL is not soliciting any action based upon it. Nothing in this research shall be construed as a solicitation to buy or sell any security or product,

or to engage in or refrain from engaging in any such transaction. In preparing this research, we did not take into account the investment objectives, financial situation and particular needs of the reader.

This research has been prepared for the general use of the clients of NBSPL and must not be copied, either in whole or in part, or distributed or redistributed to any other person in any form. If you are not the intended recipient you must not use or disclose the information in this research in any way. Though disseminated to all the customers simultaneously, not all customers may receive this report at the same time. NBSPL will not treat recipients as customers by virtue of their receiving this report. This report is not directed or intended for distribution to or use by any person or entity resident in a state, country or any jurisdiction, where such distribution, publication, availability or use would be contrary to law, regulation or which would subject NBSPL & its group companies to registration or licensing requirements within such jurisdictions.

The report is based on the information obtained from sources believed to be reliable, but we do not make any representation or warranty that it is accurate, complete or up-to-date and it should not be relied upon as such. We accept no obligation to correct or update the information or opinions in it. NBSPL or any of its affiliates or employees shall not be in any way responsible for any loss or damage that may arise to any person from any inadvertent error in the information contained in this report. NBSPL or any of its affiliates or employees do not provide, at any time, any express or implied warranty of any kind, regarding any matter pertaining to this report, including without limitation the implied warranties of merchantability, fitness for a particular purpose, and non-infringement. The recipients of this report should rely on their own investigations.

This information is subject to change without any prior notice. NBSPL reserves its absolute discretion and right to make or refrain from making modifications and alterations to this statement from time to time. Nevertheless, NBSPL is committed to providing independent and transparent recommendations to its clients, and would be happy to provide information in response to specific client queries.

Before making an investment decision on the basis of this research, the reader needs to consider, with or without the assistance of an adviser, whether the advice is appropriate in light of their particular investment needs, objectives and financial circumstances. There are risks involved in securities trading. The price of securities can and does fluctuate, and an individual security may even become valueless. International investors are reminded of the additional risks inherent in international investments, such as currency fluctuations and international stock market or economic conditions, which may adversely affect the value of the investment. Opinions expressed are subject to change without any notice. Neither the company nor the director or the employees of NBSPL accept any liability whatsoever for any direct, indirect, consequential or other loss arising from any use of this research and/or further communication in relation to this research. Here it may be noted that neither NBSPL, nor its directors, employees, agents or representatives shall be liable for any damages whether direct or indirect, incidental, special or consequential including lost revenue or lost profit that may arise from or in connection with the use of the information contained in this report.

Copyright of this document vests exclusively with NBSPL.

Our reports are also available on our website www.nirmalbang.com